

ENPLANED/DEPLANED PASSENGERS
MONTH OF JANUARY 2014

VALLEY INTERNATIONAL AIRPORT (HRL)

CALENDAR YEAR

	<u>JANUARY 2014</u>					<u>INC/DEC %</u>	<u>2014 YEAR-TO-DATE</u>					<u>YEAR-TO-DATE ENPLANED - DEPLANED INC/DEC %</u>
	<u>ENPLANED</u>	<u>INC/DEC %</u>	<u>DEPLANED</u>	<u>INC/DEC %</u>	<u>TOTAL</u>		<u>ENPLANED</u>	<u>INC/DEC %</u>	<u>DEPLANED</u>	<u>INC/DEC %</u>	<u>TOTAL</u>	
SOUTHWEST	17,059	5.83%	16,176	-3.24%	33,235	1.21%	17,059	5.83%	16,176	-3.24%	33,235	1.21%
CONTINENTAL	3,861	-12.31%	3,240	-22.17%	7,101	-17.10%	3,861	-12.31%	3,240	-22.17%	7,101	-17.10%
SUNCOUNTRY	1,838	-25.31%	2,334	-19.18%	4,172	-22.00%	1,838	-25.31%	2,334	-19.18%	4,172	-22.00%
DELTA	2,241	n/a	1,952	n/a	4,193	n/a	2,241	n/a	1,952	n/a	4,193	n/a
CHARTERS	211	-9.05%	211	-11.72%	422	-10.40%	211	-9.05%	211	-11.72%	422	-10.40%
TOTAL	25,210	8.59%	23,913	-0.40%	49,123	4.02%	25,210	8.59%	23,913	-0.40%	49,123	4.02%

	<u>JANUARY 2013</u>			<u>2013 YEAR-TO-DATE</u>		
	<u>ENPLANED</u>	<u>DEPLANED</u>	<u>TOTAL</u>	<u>ENPLANED</u>	<u>DEPLANED</u>	<u>TOTAL</u>
SOUTHWEST	16,119	16,718	32,837	16,119	16,718	32,837
CONTINENTAL	4,403	4,163	8,566	4,403	4,163	8,566
SUNCOUNTRY	2,461	2,888	5,349	2,461	2,888	5,349
DELTA	n/a	n/a	n/a	n/a	n/a	n/a
CHARTERS	232	239	471	232	239	471
TOTAL	23,215	24,008	47,223	23,215	24,008	47,223

BROWNSVILLE/SOUTH PADRE ISLAND INTERNATIONAL AIRPORT (BRO)

CALENDAR YEAR

	<u>JANUARY 2014</u>					<u>INC/DEC %</u>	<u>2014 YEAR-TO-DATE</u>					<u>YEAR-TO-DATE ENPLANED - DEPLANED INC/DEC %</u>
	<u>ENPLANED</u>	<u>INC/DEC %</u>	<u>DEPLANED</u>	<u>INC/DEC %</u>	<u>TOTAL</u>		<u>ENPLANED</u>	<u>INC/DEC %</u>	<u>DEPLANED</u>	<u>INC/DEC %</u>	<u>TOTAL</u>	
CONTINENTAL	4,090	-3.40%	3,678	-9.43%	7,768	-6.35%	4,090	-3.40%	3,678	-9.43%	7,768	-6.35%
AMERICAN EAGLE	3,483	77.61%	3,190	96.07%	6,673	85.98%	3,483	77.61%	3,190	96.07%	6,673	85.98%
AEROMEXICO	n/a	n/a	n/a	n/a	n/a	n/a	n/a	n/a	n/a	n/a	n/a	n/a
TOTAL	7,573	17.43%	6,868	16.55%	14,441	21.53%	7,573	17.43%	6,868	16.55%	14,441	21.53%

	<u>JANUARY 2013</u>			<u>2013 YEAR-TO-DATE</u>		
	<u>ENPLANED</u>	<u>DEPLANED</u>	<u>TOTAL</u>	<u>ENPLANED</u>	<u>DEPLANED</u>	<u>TOTAL</u>
CONTINENTAL	4,234	4,061	8,295	4,234	4,061	8,295
AMERICAN EAGLE	1,961	1,627	3,588	1,961	1,627	3,588
AEROMEXICO	254	205	459	254	205	459
TOTAL	6,449	5,893	11,883	6,449	5,893	11,883

MCALLEN INTERNATIONAL AIRPORT (MFE)

CALENDAR YEAR

	JANUARY 2014					INC/DEC %	2014 YEAR-TO-DATE					YEAR-TO-DATE ENPLANED - DEPLANED INC/DEC %
	ENPLANED	INC/DEC %	DEPLANED	INC/DEC %	TOTAL		ENPLANED	INC/DEC %	DEPLANED	INC/DEC %	TOTAL	
AMERICAN	13,050	16.19%	12,919	12.88%	25,969	14.52%	13,050	16.19%	12,919	12.88%	25,969	14.52%
CONTINENTAL	9,323	-2.44%	9,063	-0.55%	18,386	-1.52%	9,323	-2.44%	9,063	-0.55%	18,386	-1.52%
ALLEGiant	4,415	7.68%	4,439	4.30%	8,854	5.96%	4,415	7.68%	4,439	4.30%	8,854	5.96%
DELTA	0	n/a	0	n/a	0	n/a	0	n/a	0	n/a	0	n/a
AEROMAR	667	n/a	574	n/a	1,241	n/a	667	n/a	574	n/a	1,241	n/a
CHARTERS	0	n/a	0	n/a	0	n/a	0	n/a	0	n/a	0	n/a
TOTAL	27,455	10.31%	26,995	8.79%	54,450		27,455		26,995		54,450	9.55%

	JANUARY 2013			2013 YEAR-TO-DATE		
	ENPLANED	DEPLANED	TOTAL	ENPLANED	DEPLANED	TOTAL
AMERICAN	11,232	11,445	22,677	11,232	11,445	22,677
CONTINENTAL	9,556	9,113	18,669	9,556	9,113	18,669
ALLEGiant	4,100	4,256	8,356	4,100	4,256	8,356
DELTA	0	0	0	0	0	0
AEROMAR	0	0	0	0	0	0
CHARTERS	0	0	0	0	0	0
TOTAL	24,888	24,814	49,702	24,888	24,814	49,702

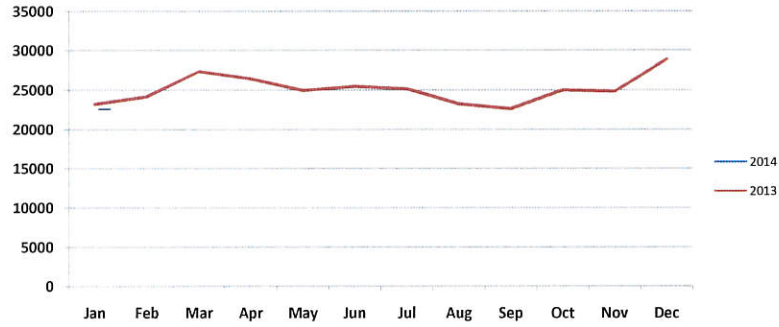
RGV AIRPORT MARKET SHARE

	HRL	BRO	MFE	TOTAL	% HRL	% BRO	% MFE
JANUARY 2013	23,215	6,449	24,888	54,552	42.6%	11.8%	45.6%
JANUARY 2014	25,210	7,573	27,455	60,238	41.8%	12.6%	45.6%
% Change	8.6%	17.4%	10.3%	10.4%			
YTD 2013	23,215	6,449	24,888	54,552	42.6%	11.8%	45.6%
YTD 2014	25,210	7,573	27,455	60,238	41.8%	12.6%	45.6%
% Change	8.6%	17.4%	10.3%	10.4%			

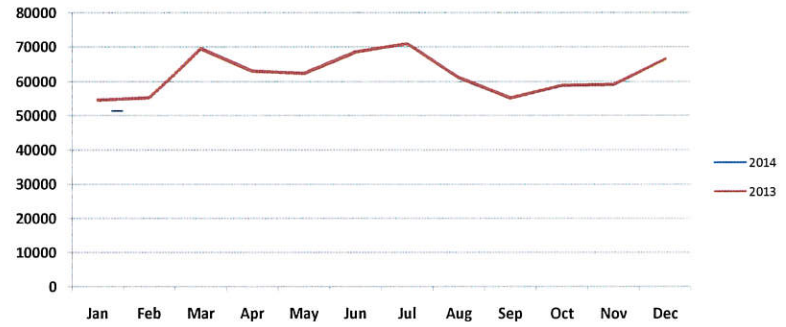
QUESTIONS OR COMMENTS? CALL:
T. MICHAEL BROWNING, A.A.E., DIRECTOR OF AVIATION
HARLINGEN'S VALLEY INTERNATIONAL AIRPORT
956/430-8605 www.flythevalley.com

Source: BRO, HRL and MFE Airport Management
Assembled and Distributed by HRL Management

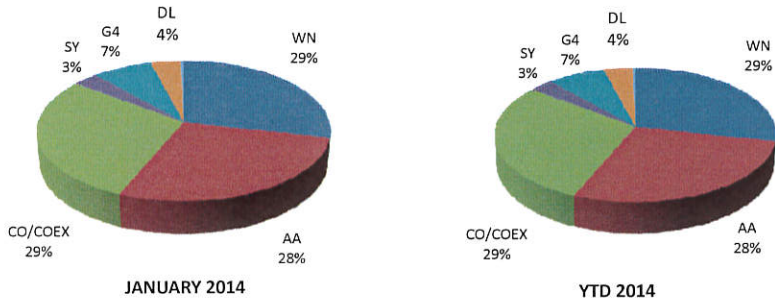
VIA Monthly 2014 vs. 2013



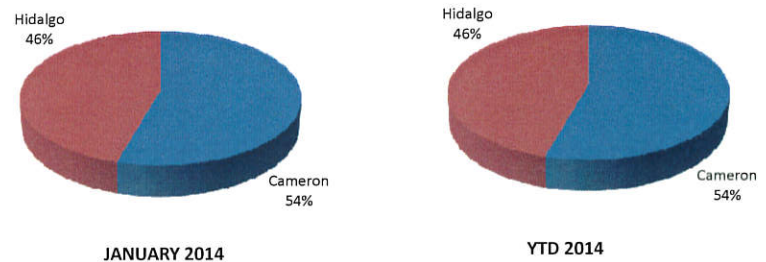
RGV Monthly 2014 vs. 2013



RGV Airline Market Share



Cameron County vs. Hidalgo County



QUESTIONS OR COMMENTS? CALL:
 T. MICHAEL BROWNING, A.A.E., DIRECTOR OF AVIATION
 HARLINGEN'S VALLEY INTERNATIONAL AIRPORT
 956/430-8605 www.flythevalley.com

Source: BRO, HRL and MFE Airport Management
 Assembled and Distributed by HRL Management