

ENPLANED/DEPLANED PASSENGERS
MONTH OF FEBRUARY 2011

VALLEY INTERNATIONAL AIRPORT (HRL)

CALENDAR YEAR

	FEBRUARY 2011					INC/DEC %	2011 YEAR-TO-DATE					YEAR-TO-DATE ENPLANED - DEPLANED INC/DEC %
	ENPLANED	INC/DEC %	DEPLANED	INC/DEC %	TOTAL		ENPLANED	INC/DEC %	DEPLANED	INC/DEC %	TOTAL	
SOUTHWEST	19,712	-4.60%	19,541	-6.54%	39,253	-5.58%	40,674	-1.85%	40,371	-0.64%	81,045	-1.25%
CONTINENTAL	5,015	-8.80%	4,844	-12.92%	9,859	-10.88%	10,242	-5.84%	9,825	-7.53%	20,067	-6.67%
SUNCOUNTRY	2,707	-7.17%	2,811	-3.63%	5,518	-5.40%	4,939	-6.67%	5,479	-2.58%	10,418	-4.56%
CHARTERS	80	-46.67%	80	NA	160	6.67%	315	7.51%	320	123.78%	635	45.64%
TOTAL	27,514	-5.86%	27,276	-7.19%	54,790	-6.53%	56,170	-2.99%	55,995	-1.81%	112,165	-2.40%

	FEBRUARY 2010			2010 YEAR-TO-DATE		
	ENPLANED	DEPLANED	TOTAL	ENPLANED	DEPLANED	TOTAL
SOUTHWEST	20,663	20,908	41,571	41,442	40,633	82,075
CONTINENTAL	5,499	5,563	11,062	10,877	10,625	21,502
SUNCOUNTRY	2,916	2,917	5,833	5,292	5,624	10,916
CHARTERS	150	0	150	293	143	436
TOTAL	29,228	29,388	58,616	57,904	57,025	114,929

BROWNSVILLE/SOUTH PADRE ISLAND INTERNATIONAL AIRPORT (BRO)

CALENDAR YEAR

	FEBRUARY 2011					INC/DEC %	2011 YEAR-TO-DATE					YEAR-TO-DATE ENPLANED - DEPLANED INC/DEC %
	ENPLANED	INC/DEC %	DEPLANED	INC/DEC %	TOTAL		ENPLANED	INC/DEC %	DEPLANED	INC/DEC %	TOTAL	
CONTINENTAL	4,883	-1.67%	4,942	3.28%	9,825	0.76%	10,029	2.92%	9,937	8.16%	19,966	5.47%
AMERICAN EAGLE	1,502	-9.95%	1,464	-9.69%	2,966	-9.82%	3,232	-17.87%	2,807	-18.78%	6,039	-18.29%
TOTAL	6,385	-3.75%	6,406	NA	12,791	-1.91%	13,261	-3.06%	12,744	0.80%	26,005	-1.20%

	FEBRUARY 2010			2010 YEAR-TO-DATE		
	ENPLANED	DEPLANED	TOTAL	ENPLANED	DEPLANED	TOTAL
CONTINENTAL	4,966	4,785	9,751	9,744	9,187	18,931
AMERICAN EAGLE	1,668	1,621	3,289	3,935	3,456	7,391
TOTAL	6,634	6,406	13,040	13,679	12,643	26,322

MCALLEN INTERNATIONAL AIRPORT (MFE)

CALENDAR YEAR

	<u>FEBRUARY 2011</u>					<u>INC/DEC %</u>	<u>2011 YEAR-TO-DATE</u>					<u>YEAR-TO-DATE ENPLANED - DEPLANED INC/DEC %</u>
	<u>ENPLANED</u>	<u>INC/DEC %</u>	<u>DEPLANED</u>	<u>INC/DEC %</u>	<u>TOTAL</u>		<u>ENPLANED</u>	<u>INC/DEC %</u>	<u>DEPLANED</u>	<u>INC/DEC %</u>	<u>TOTAL</u>	
AMERICAN	8,001	-14.30%	7,841	-17.48%	15,842	-15.90%	16,764	-10.20%	16,830	-8.54%	33,594	-9.38%
CONTINENTAL	11,567	0.89%	11,464	0.98%	23,031	0.93%	23,739	-3.86%	23,817	1.31%	47,556	-1.34%
ALLEGiant	2,306	-14.24%	3,716	39.96%	6,022	12.69%	5,800	5.45%	7,432	31.98%	13,232	18.88%
DELTA	2,104	-1.54%	2,310	11.38%	4,414	4.82%	4,439	11.39%	4,823	17.23%	9,262	14.36%
CHARTERS	0	NA	0	NA	0	NA	0	NA	0	NA	0	NA
TOTAL	23,978	-6.43%	25,331	-0.99%	49,309	-3.71%	50,742	-3.98%	52,902	2.41%	103,644	-0.82%

	<u>FEBRUARY 2010</u>			<u>2010 YEAR-TO-DATE</u>		
	<u>ENPLANED</u>	<u>DEPLANED</u>	<u>TOTAL</u>	<u>ENPLANED</u>	<u>DEPLANED</u>	<u>TOTAL</u>
AMERICAN	9336	9502	18,838	18669	18401	37,070
CONTINENTAL	11465	11353	22,818	24693	23510	48,203
ALLEGiant	2689	2655	5,344	5500	5631	11,131
DELTA	2137	2074	4,211	3985	4114	8,099
CHARTERS	0	0	0	0	0	0
TOTAL	25,627	25,584	51,211	52,847	51,656	104,503

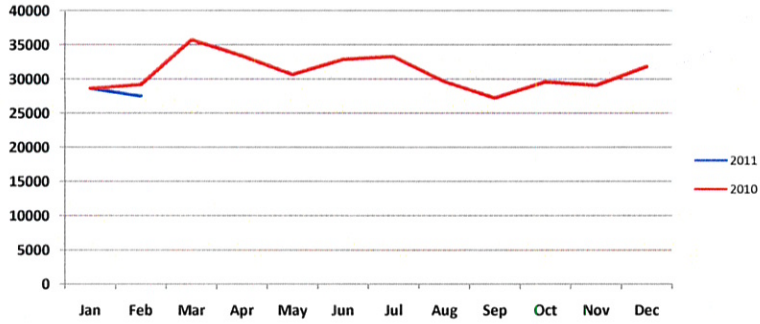
RGV AIRPORT MARKET SHARE

	<u>HRL</u>	<u>BRO</u>	<u>MFE</u>	<u>TOTAL</u>	<u>% HRL</u>	<u>% BRO</u>	<u>% MFE</u>
February 2010	29,228	6,634	25,627	61,489	47.5%	10.8%	41.7%
February 2011	27,514	6,385	23,978	57,877	47.6%	11.0%	41.4%
% Change	-5.9%	-3.8%	-6.4%	-5.9%			
YTD 2010	57,904	13,679	52,847	124,430	46.5%	11.0%	42.5%
YTD 2011	56,170	13,261	50,742	120,173	46.8%	11.0%	42.2%
% Change	-3.0%	-3.1%	-4.0%	-3.4%			

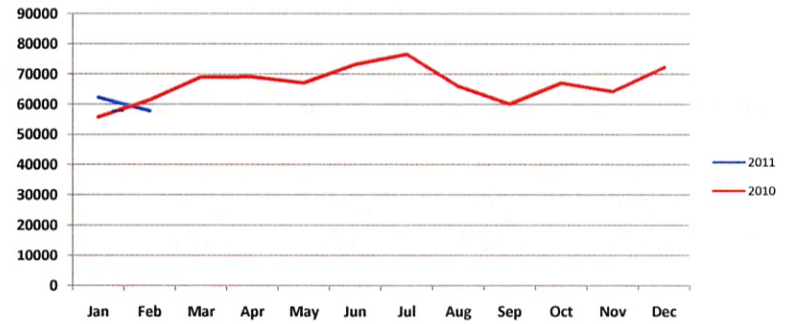
QUESTIONS OR COMMENTS? CALL:
T. MICHAEL BROWNING, A.A.E., DIRECTOR OF AVIATION
HARLINGEN'S VALLEY INTERNATIONAL AIRPORT
956/430-8605 www.flythevalley.com

Source: BRO, HRL and MFE Airport Management
Assembled and Distributed by HRL Management

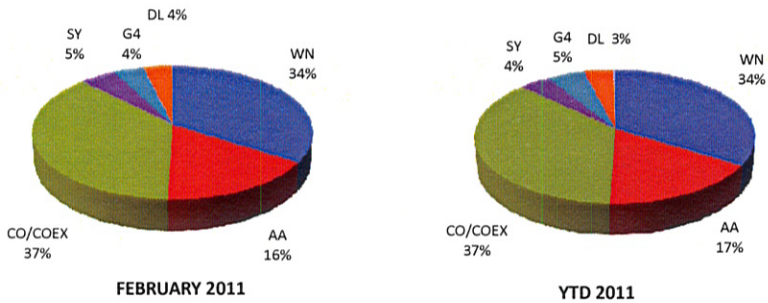
VIA Monthly 2011 vs. 2010



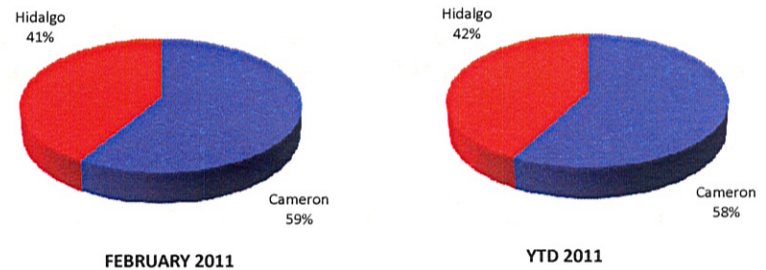
RGV Monthly 2011 vs. 2010



RGV Airline Market Share



Cameron County vs. Hidalgo County



QUESTIONS OR COMMENTS? CALL:
 T. MICHAEL BROWNING, A.A.E., DIRECTOR OF AVIATION
 HARLINGEN'S VALLEY INTERNATIONAL AIRPORT
 956/430-8605 www.flythevalley.com

Source: BRO, HRL and MFE Airport Management
 Assembled and Distributed by HRL Management